



# Evolution



Selections	Instant 6 Canister (1)	Instant 6 Canister (2)	Instant 8 Canister	F/brew Tea (1)	F/brew Tea (2)	F/brew Coffee	Double F/brew	Triple F/brew	Bean to Cup (1)	Bean to Cup (2)
Fresh Coffee (From Beans)									•	•
Freshbrew Coffee						•	•	•	•	•
Freshbrew Coffee - Decaff								•		
Instant Coffee	•	•	•	•	•	•	•	•	•	•
Instant Coffee - Decaff			•	•	•		•	•		
Freshbrew Tea				•	•		•	•		•
Instant Tea	•	•	•						•	
Cappuccino	•	•	•	•	•	•	•	•	•	•
Cappuccino - Decaff			•	•	•		•	•		
Freshbrew Cappuccino						•				
Espresso	•	•	•	•	•	•	•	•	•	•
Freshbrew Espresso						•				
Double Espresso									•	•
Caffe Mocha	•	•	•	•	•		•	•	•	•
Caffe Mocha - Decaff			•	•	•		•	•		
Freshbrew Caffe Mocha						•				
Caffe Latte	•	•	•	•	•	•	•	•	•	•
Caffe Latte - Decaff			•	•	•		•	•		
Freshbrew Caffe Latte						•				
Americano									•	•
Chocolate	•	•	•	•	•		•	•	•	•
Chocomilk	•	•	•	•	•	•	•	•	•	•
Soup			•	•	•	•				
Option Drink (Soup/Decaff)		•			•					
Hot Water	•	•	•	•	•	•	•	•	•	•
Jug Facility	•	•	•	•	•	•	•	•	•	•
Strength Option	•	•	•	•	•	•	•	•	•	•
Extra Milk/Sugar	•	•	•	•	•	•	•	•	•	•
No Cup Option	•	•	•	•	•	•	•	•	•	•
<b>Optional Cold Selections</b>										
Carbonated Machine	Two Chilled Syrups and Chilled Water (Sparkling & Still) available on all machines									
Still Machine	Two Chilled Syrups and Chilled Water (Still only) available on all machines									

**Instant 6 Canister 1** - Speciality drinks are made with instant coffee and topping.

**Instant 6 Canister 2** - Speciality drinks are made with instant coffee, milk and chocolate. When decaffeinated coffee specified as option drink the menu also includes decaff cappuccino, decaff latte and decaff mocha.

**Instant 8 Canister** - Speciality drinks are made with instant coffee and topping.

**Freshbrew Tea 1** - Speciality drinks are made with instant coffee, milk and chocolate.

**Freshbrew Tea 2** - Speciality drinks are made with instant coffee and topping. When decaffeinated coffee specified as option drink the menu also includes decaff cappuccino, decaff latte and decaff mocha.






**Freshbrew Coffee** - Speciality drinks are made with instant coffee and topping and also with freshbrew coffee and topping.

**Double Freshbrew** - Speciality drinks are made with instant coffee and topping.

**Triple Freshbrew** - Speciality drinks are made with instant coffee and topping. Instant decaffeinated coffee can be replaced with soup.

**Bean to Cup** - Speciality drinks are made with bean to cup coffee and topping.

**Jug Facility** - Only Instant and freshbrew selections available from Bean to Cup machines.

<p><b>Technical Data</b></p> <p>Height: 1830 mm          Width: 660 mm          Depth: 740 mm          Weight: 184 kg          Capacity: 600 cups  <small>All weights and dimensions are approximate and are for guidance only.</small></p>	<p><b>Electrical Requirements</b></p> <p>Voltage: 220 - 240AC          Current: 13 Amp fused          Frequency: 50Hz</p> <p><b>Water Requirements</b></p> <p>Pressure: 200 kpa - 600 kpa (2 Bar - 6 Bar)          Supply: 15 mm BSP from rising main*</p>	<p><b>Standard Colours &amp; Graphics</b></p> <div style="display: flex; flex-wrap: wrap;"> <div style="margin-right: 10px;">  Silver             </div> <div style="margin-right: 10px;">  Metallic Black             </div> <div style="margin-right: 10px;">  Abstract             </div> <div style="margin-right: 10px;">  Platinum             </div> <div style="margin-right: 10px;">  Ultra Blue             </div> </div>
---	--	---



**The Charity – Linked Vending Company**  
 Tel 020 8669 2002  
 Fax 020 8669 9666  
 email [sales@linkvending.co.uk](mailto:sales@linkvending.co.uk)  
[www.linkvending.co.uk](http://www.linkvending.co.uk)